

Product Catalog: Tasklet Mobile WMS for Business Central and NAV

# Take Your Warehouse to the Next Level



# Is Your Warehouse Operating at Its Best and Full Potential?

You're well aware of the significance of this question, given the challenges of managing inbound, internal, and outbound processes within a warehouse.

It's likely that you've encountered the pitfalls of a manual "pen and paper" approach or an outdated barcode scanning system more than once.

With a mobile Warehouse Management System (WMS), you can digitize your workflows, significantly reducing errors such as misplacements, inefficient picking, and shipping mistakes. It can also accelerate slow processes like receiving and inventory counts.

Our cutting-edge Tasklet Mobile WMS solution seamlessly integrates with your Microsoft Dynamics 365 ERP system, empowering your warehouse operations by:




- Providing real-time guidance to your warehouse staff via mobile devices.
- Ensuring control and validation of warehouse actions through barcode scanning.
- Allowing access, adjustment, and data collection within your warehouse, eliminating the need for a PC.

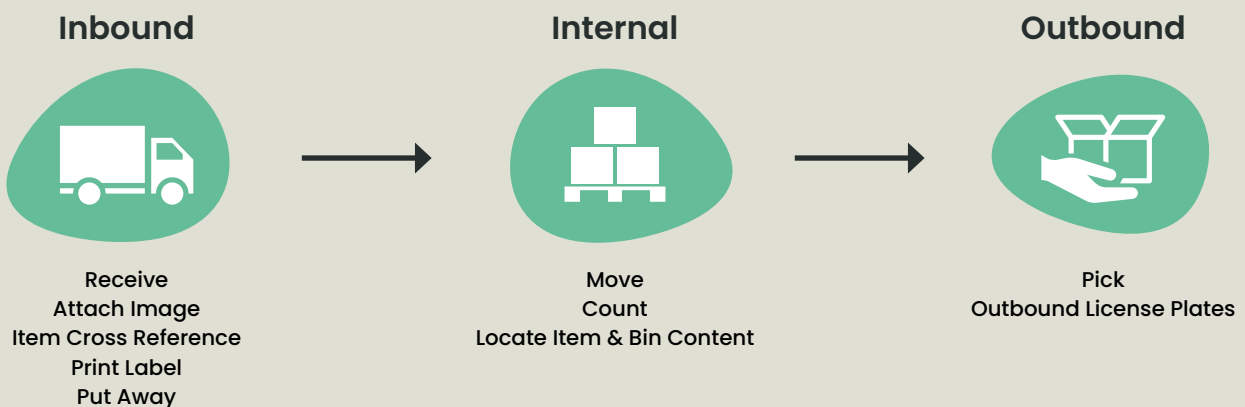
In this product catalog, our focus is on Microsoft Dynamics 365 Business Central/NAV users. We've curated the most valuable features of our mobile barcode scanning solution: Tasklet Mobile WMS.

Keep reading to explore our user-friendly solution and how its features can transform your warehouse operations.



# Table of Contents

Inbound		<b>Control and Validate Your Data for an Error-Free Receiving Process</b> 4 Receive 5 Attach Image 5 Item Cross Reference 6 Print Label 6 Put Away
Internal		<b>Count, Move, and Locate Items Hassle-free from a Mobile Device</b> 8 Move 9 Count 10 Locate Item & Bin Content
Outbound		<b>Optimize Your Pick, Pack, and Ship Efficiency</b> 12 Pick 13 Pack & Ship 14 Warehouse Management Made Easy






Inbound

## INBOUND

# Control and Validate Your Data for an Error-Free Receiving Process



### Challenge:

Slow and inefficient receiving processes. Incorrect item registration. Put-away errors and misplaced items. These lead to problems when picking products for sales orders and other outbound processes.



### Tasklet Mobile WMS:

Quick data registration, order receipt control, guidance for correct put-away, and the elimination of problems with adding barcodes give you a smooth and fast receiving process.

## Receive

How many orders hit your warehouse? We're guessing it's quite a few.

With Tasklet Mobile WMS integrated right into your ERP system, every receive order – be it purchase orders, sales return orders, inbound transfers, and more – is easily searchable and filterable on your device.

This is a gamechanger, especially when you're dealing with a massive order load.

Simply scan the goods' barcode, and you're armed with all the necessary info for quick registration on your handheld device. It's that straightforward!

This cuts out manual steps like receipt cross-checks and data entry on a PC. Neat, right?

Tasklet Mobile WMS allows you to swiftly and accurately register received items, quantities, lot numbers, expiration dates, and serial numbers for tracking, providing a complete view of your warehouse items.

The "Receive" feature streamlines the process, ditches manual work, slashes errors, and supercharges your efficiency. Yep, it's time to say hello to effortless warehouse management!



Inbound



#### CUSTOMER SUCCESS STORY | NICEHAIR

## 94 % More Efficient!

"Before Tasklet Mobile WMS, a large order could take one and a half days to receive. Now it takes two to four hours."

Niels Krogh, Operations and Logistics Manager, Nicehair

## Attach Image

Have you ever received a damaged product or shipment?

The "Attach Image" feature offers you the ability to document the condition of your deliveries.

Simply utilize your mobile device's camera to capture images of the received goods.

This functionality enables you to document damages to individual items or the entire

shipment. The images are automatically accessible in your ERP system.

Leverage this feature to streamline your processes with additional information, creating a more efficient and simplified workflow between the front lines and the backend in your warehouse.

## Item Cross Reference

Chances are you've had to add or modify a barcode multiple times.

The "Item Cross Reference" feature empowers you to add a new barcode for an item when it hasn't been set up in Business Central yet.

This feature proves invaluable when a vendor

alters the packaging – and consequently, the barcode – of an item you've ordered.

You can attach multiple barcodes to a single item if necessary, ensuring a seamless and hassle-free receiving process



## Print Label

You're acutely aware of how crucial barcodes are when managing a warehouse.

A missing or damaged barcode can create significant headaches, given that it holds all the essential information you need.

Enter the "Print Label" feature, which allows you to effortlessly generate and print a new barcode directly from your mobile device.

The label includes standard information from the item card in your Microsoft Dynamics ERP system, along with fresh data entered directly on the device, such as:

- Lot/Serial number
- Expiration date
- Quantity

You have the flexibility to display data values in a GSI DataMatrix (2D) format or opt for a simple linear barcode.

With this feature, printing a label takes no time at all, reducing the risk of incorrect registrations.



## Put Away

Does the struggle of chaotic storage and misplaced items sound all too familiar?

With the "Put Away" feature, you can ensure the accurate placement of received items into the correct warehouse bin, guaranteeing easy retrieval when needed, whether for a sale, transfer, or production order.

What does this mean for you? It means you can prevent 'dead stock' from eroding your warehouse's value and provide your pickers with the best possible conditions to work efficiently and effectively.

The "Put Away" feature guides your warehouse workers to the designated bin and prompts them to validate the correct placement of items with a simple item and bin scan.

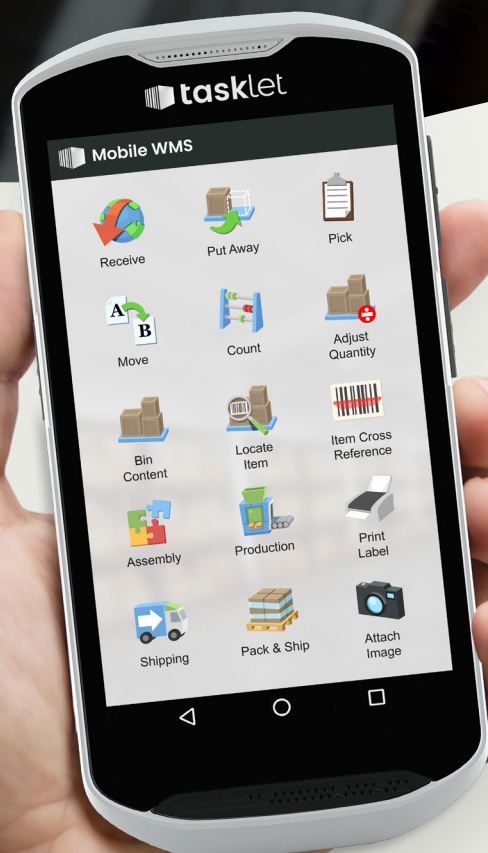
Additionally, your warehouse staff can be directed to the most optimal route for item placement, allowing them to complete tasks more swiftly.

# An Intuitive Interface for All Users

Tasklet Mobile WMS is meticulously designed with a strong emphasis on user-friendliness, enabling warehouse workers to complete tasks with minimal steps. Onboarding new users typically requires just a brief 15-minute introduction.

Each feature in the system is complemented by images and icons, simplifying navigation. All actions are guided and controlled using data from your ERP system.

Furthermore, Tasklet Mobile WMS is available in over 15 languages. **Discover your preferred language on our website.**



## Join Over 1,000 Companies Already Harnessing the Power of Digitalized Workflows

With a decade of experience in optimizing warehouses, Tasklet Factory has gained invaluable insights and expertise in warehousing processes. Leveraging this knowledge, we have crafted Tasklet Mobile WMS, a solution tailored to tackle the daily challenges faced by warehouses of all sizes and industries.

Ready to join 1,000+ companies that have revolutionized warehouses with Tasklet Mobile WMS? Book a demo today and discover how our solution can take your warehouse to the next level.

[Book a Demo](#)



INTERNAL

# Count, Move, and Locate Items Hassle-Free From a Mobile Device



## Challenge:

It is hard to keep up with the myriad of fast-moving items in your warehouse. Too much time is spent on counting. There is no overview of your goods, their location, or the quantity.



## Tasklet Mobile WMS:

Real-time data collection will enable you to count, update, adjust, and move your stock on a mobile device, ensuring your internal warehouse processes run smoothly.

## Move



Have you experienced the frustration of constantly relocating stock within your warehouse, leading to misplaced items?

With our "Move" feature, you regain control of your inventory movements, minimizing the risk of misplacement through three distinct types of moves in your warehouse:

- Planned Move
- Unplanned Move
- Bulk Move

All three "Move" features benefit both your warehouse workers on the floor and backend

management, keeping you one step ahead. This enhancement streamlines your work processes by eliminating the need for manual item tracking, which often results in errors and lost items.

Scanning or entering items, quantities, and bin locations on your mobile device eliminates the need to switch to a PC for data entry related to warehouse movements.

The end result? It saves you a significant amount of time and frustration because you always have exact visibility into the locations of your moved items.



# Count

You're well aware of the importance of inventory counts in your warehouse, but they can be labor-intensive and error-prone.

The "Count" feature in Tasklet Mobile WMS comes to your rescue as it simplifies and speeds up this process.

No more paper notes or PC data entry – now you can directly scan or enter counts on your mobile device.

Every count is verified through bin and item barcode scans.

For planned counts, orders are sent from the ERP system to the device, guiding workers on what to count and where.

After completing a planned count, it's sent back for approval before finalizing, allowing for recounts if necessary.

Unplanned Counts provide flexibility for ad hoc adjustments, including adding reason codes using the "Adjust Quantity" feature.

You also maintain control over access to specific "Count" features as this is managed in the backend.

## Return on Investment in 6-12 Months

Based on customer feedback, our clients typically achieve a return on investment (ROI) within 6-12 months, with the timeline influenced by the company's size.

This impressive achievement is made possible by digitalizing warehouse processes, resulting in streamlined and efficient workflows, a substantial decrease in errors, and substantial time savings.



### CUSTOMER SUCCESS STORY | RUSSO

## #1 Priority!

"With Tasklet Mobile WMS we always have accuracy and updated insight... And integration to NAV has been seamless. This has been huge for our business!"

James Mesi, IT Manager, Russo



Internal

# Locate Item & Bin Content



Are you struggling to find a specific item or lost track of what's in a bin within your warehouse?

If so, you'll greatly benefit from the "Locate" feature.

This feature provides you with a complete, real-time overview of your entire inventory, granting easy access to the information you need.

Simply scan or enter an item barcode, and you'll instantly receive all the necessary data, including quantity, bin location, lot number, serial number, and reservations on your device.

The same logic applies to your bins. By scanning or entering the bin barcode, you can view the contents as they are registered in your ERP system.

## ARE YOU A MANUFACTURER?

### Explore Our Production and Assembly Features

If you're in the manufacturing industry, our Production and Assembly features are tailored to your needs.

Our Production feature simplifies the registration of production data, including consumed items, setup time, run time, scrappage, and output, all from a mobile device.

Additionally, the Assembly feature streamlines the entire assembly process.

From combining components to recording output and seamlessly integrating assembled items into your stock, you can accomplish it all directly on the production floor.



# Discover How Easily You Can Boost Your Warehouse Processes

Tasklet Mobile WMS will help you reduce errors and increase the speed of your workflows. And what's even better? The stunning and intuitive user interface will get you up and running like a breeze from day one.

Book a meeting to discover how easy the system is to use and why more than 1,000 companies using MS Dynamics 365 have chosen Tasklet Mobile WMS to optimize their warehouse.

[Book a Demo](#)



## Never Lose Data – Not Even When You're Offline!

Wireless networks are great, but wireless technology isn't always reliable and available, which can cause you problems.

For this reason, we've developed Tasklet Mobile WMS to work even without a network connection.

You can download orders to your mobile device, and it will register your actions even when you're out of Wi-Fi reach – and as soon as your device is reconnected, it will upload the data to the ERP system. Neat, right?





Outbound


## OUTBOUND

# Optimize Your Picking, Packing, and Shipping Efficiency



### Challenge:

Pickers waste valuable time roaming around your warehouse searching for the right items to pick. Incorrect picks lead to wrong shipments. Wrong shipments lead to costly return orders and unhappy customers.



### Tasklet Mobile WMS:

Provides the necessary guidance and control to keep track of your items, status, quantity, and bins to run efficient picking, packing, and shipping processes – benefitting you as well as your customers.

## Pick

Efficient picking can be quite a challenge.

Misplacements, labor-intensive processes, and inaccurate warehouse data often force you to spend valuable time searching the warehouse for items to pick.

Unfortunately, this can result in delayed or incorrect shipments, leaving unhappy customers on the receiving end.

The good news? You have the power to address these significant pain points.

With our Pick feature, you supercharge your picking process by introducing digital guidance and control while collecting data.

This approach significantly reduces the risk of errors and enhances picking efficiency.

The picker is guided by item, bin, quantity, lot number, or serial number as needed. They might even have access to item images or descriptions, making it exceptionally difficult to select the wrong goods.







To ensure the correct pick, Tasklet Mobile WMS also prompts for a scan of the item or bin barcode.

All data is seamlessly transferred back into the ERP system, eliminating the need to move to a PC for manual data entry.

And if you need to pick multiple orders for multiple customers? Then our Tote Picking

feature has got you covered.

Finally, the Pick feature provides your warehouse workers with the smartest possible picking route, ensuring they navigate the warehouse as efficiently as possible.

All in all, this saves you valuable time, allowing you to focus on what truly matters.



#### CUSTOMER SUCCESS STORY | GOODMARK NURSERIES

**"Our container production is up 200% because we are more organized and efficient"**

John Terhesh, President, Goodmark Nurseries



## Pack & Ship



Picking, packing, and shipping are tightly interconnected processes within your outbound warehouse operations.

Our Pack & Ship feature simplifies order tracking from picking through packing to shipping by introducing the concept of license plates.

A license plate serves as a versatile tool, allowing your warehouse staff to link a group of items moving through the warehouse with a unique ID.

During the picking process, your warehouse picker registers each selected item into a specific license plate. In practice, a license plate is often represented by a box, pallet, cage, or

wagon, complete with a barcode label that bears its unique number.

Once the picking process concludes, your warehouse worker logs the location of these license plates in the packing or shipping area. This makes it seamless for another team member to take over and finalize the shipping process later.

Please note that the Pack & Ship feature is exclusively available for Microsoft Dynamics 365 Business Central. It's designed to help you achieve swifter and more streamlined packing and shipping procedures, benefiting both you and your customers.

# All Features for Microsoft Dynamics 365 BC/NAV



## Receive

Register and control received items. Supports lot-/serial numbers and expiry dates.



## Put Away

Assign a bin to the received items.



## Pick

Picking of single or consolidated orders.



## Move

Perform planned, unplanned, and bulk movements of items.



## Unplanned Move

Perform unplanned movements of items.



## Bulk Move

Perform unplanned bulk movements. Allows you to move all from one bin to another.



## Count

Perform planned counts.



## Unplanned Count

Perform unplanned counts.



## Adjust Quantity

Complete a negative adjustment and provide a reason code.



## Bin Content

Look-up the content of a warehouse bin.



## Locate Item

Look-up the bin, the available quantity, and the product data of an item.



## Item Dimension

Add or maintain unit of measure codes, including quantity per unit, measurements, and weight of an item.



## Item Cross Reference

Associate or add a barcode to an existing item.



## Substitute Item

Scan an item barcode and look-up substitute items.



## Print Label

Print labels from the mobile device.

*Cloud Print license required.*



## Shipping

Perform shipment of your items from the mobile device.



## Attach Image

Use the camera on your mobile device to attach pictures in the work process or create item images.



## Production

Report consumption, output, and time on released production orders.



## Assembly

Report consumption and output on assembly orders.



## Pack & Ship

Finish the packing and shipping directly from the mobile device.

[Explore Now](#)

Mobile WMS for Microsoft Dynamics 365 ERP

# Warehouse Management Made Easy

Experience the benefits of Tasklet Mobile WMS and watch your error rate drop and your customers' satisfaction levels soar. Get started today. It's easy.

Since 2008, Tasklet has been revolutionizing warehouse management and helping companies optimize processes for increased efficiency.

Empowering performance is at the heart of what we do. Our digital and mobile Warehouse Management System (WMS) solution equips warehouse employees with the necessary tools to excel in their daily tasks and establish more efficient and streamlined warehouses.

With close collaboration with over 1000 businesses, we have developed a deep understanding of the challenges warehouses

face on a daily basis. Drawing upon this knowledge, we have crafted a mobile scanning solution that addresses real problems and enhances workflows, tailored to accommodate companies of all sizes and industries.

Through our extensive global network of Microsoft partners, Tasklet ensures seamless implementation and ongoing support, ensuring that your warehouse operates at peak performance.

Ready to optimize your warehouse? Contact us now to get started!



[Book a Demo](#)

[Get in Touch](#)

Phone HQ: **+45 7233 2000**  
Phone US: **+1 813-433-0001**  
Email: **[sales@taskletfactory.com](mailto:sales@taskletfactory.com)**  
Website: **[taskletfactory.com](http://taskletfactory.com)**

